

2023 BRYAN COUNTY ASSESSOR'S OFFICE REPORT TO THE EXCISE BOARD

07/26/2023

City/Village								
DISTRICT	DESCRIPTION	PERSONAL PROPERTY	REAL PROPERTY	PUBLIC SERVICE	TOTAL VALUATION	HOMESTEAD EXEMPTIONS	OTHER EXEMPTIONS	NET VALUATION
T01	Durant Cty I-72	48,734,682	128,984,763	7,920,733	185,640,178	1,755,707	1,679,538	182,204,933
T04	Achille City	74,232	1,397,194	843,693	2,315,119	91,806	32,164	2,191,149
T05	Armstrong City	14,586	216,189	16,234	247,009	16,000	0	231,009
T06	Bennington City	42,763	834,663	174,776	1,052,202	47,413	6,040	998,749
T07	Bokchito City	151,544	1,942,921	314,595	2,409,060	73,374	58,335	2,277,351
T08	Caddo City	199,684	3,627,815	393,375	4,220,874	157,574	59,070	4,004,230
T09	Calera City	537,283	8,962,218	1,447,171	10,946,672	248,518	139,657	10,558,497
T10	Colbert City	506,992	2,625,546	359,245	3,491,783	125,531	3,157	3,363,095
T11	Hendrix City	19,284	267,618	12,970	299,872	10,000	0	289,872
T12	Kemp City	1,250	385,741	12,806	399,797	27,000	6,753	366,044
T13	Kenefic City	7,791	329,926	2,584	340,301	15,727	9,352	315,222
T14	Mead City	47,807	321,492	111,392	480,691	21,000	26,720	432,971
T15	Silo City	2,712	526,708	3,561	532,981	23,657	0	509,324
CITY/VILLAGE TOTAL VALUATION		50,340,610	150,422,794	11,613,135	212,376,539	2,613,307	2,020,786	207,742,446

County								
DISTRICT	DESCRIPTION	PERSONAL PROPERTY	REAL PROPERTY	PUBLIC SERVICE	TOTAL VALUATION	HOMESTEAD EXEMPTIONS	OTHER EXEMPTIONS	NET VALUATION
C001	Bryan County General	67,548,938	332,136,439	102,076,492	501,761,869	7,115,681	5,989,047	488,657,141
COUNTY TOTAL VALUATION		67,548,938	332,136,439	102,076,492	501,761,869	7,115,681	5,989,047	488,657,141

Other								
DISTRICT	DESCRIPTION	PERSONAL PROPERTY	REAL PROPERTY	PUBLIC SERVICE	TOTAL VALUATION	HOMESTEAD EXEMPTIONS	OTHER EXEMPTIONS	NET VALUATION
EMS	EMS	67,548,938	332,136,439	102,076,492	501,761,869	7,115,681	5,989,047	488,657,141
OTHER TOTAL VALUATION		67,548,938	332,136,439	102,076,492	501,761,869	7,115,681	5,989,047	488,657,141

School								
DISTRICT	DESCRIPTION	PERSONAL PROPERTY	REAL PROPERTY	PUBLIC SERVICE	TOTAL VALUATION	HOMESTEAD EXEMPTIONS	OTHER EXEMPTIONS	NET VALUATION
I-1 Choc	I-1 Boswell (Choctaw)	673	142,851	10,303	153,827	3,000	0	150,827
I-1 Silo	I-1 Silo Rural	2,405,629	73,147,153	8,464,322	84,017,104	1,621,826	2,004,490	80,390,788

2023 BRYAN COUNTY ASSESSOR'S OFFICE REPORT TO THE EXCISE BOARD

07/26/2023

I-2 Rock	I-2 Rock Creek	1,254,845	18,410,774	8,807,788	28,473,407	597,999	388,432	27,486,976
I-3 Achi	I-3 Achille Rural	3,149,551	14,896,381	17,901,987	35,947,919	543,724	302,095	35,102,100
I-4 Colb	I-4 Colbert Rural	2,539,867	23,077,286	3,605,878	29,223,031	859,913	455,970	27,907,148
I-40 Ben	I-40 Bennington Rural	566,576	8,810,770	35,646,227	45,023,573	281,524	173,633	44,568,416
I-48 Cal	I-48 Calera Rural	6,322,436	37,197,172	6,488,282	50,007,890	782,762	709,750	48,515,378
I-5 Cadd	I-5 Caddo Rural	704,787	13,091,359	10,051,389	23,847,535	376,120	187,743	23,283,672
I-72 BAV	I-72 BAV	0	0	0	0	0	0	0
I-72 Dur	I-72 Durant Rural	50,604,574	143,362,693	11,100,316	205,067,583	2,048,813	1,766,934	201,251,836
SCHOOL TOTAL VALUATION		67,548,938	332,136,439	102,076,492	501,761,869	7,115,681	5,989,047	488,657,141

TIF-District								
DISTRICT	DESCRIPTION	PERSONAL PROPERTY	REAL PROPERTY	PUBLIC SERVICE	TOTAL VALUATION	HOMESTEAD EXEMPTIONS	OTHER EXEMPTIONS	NET VALUATION
10001	I-72 BAV	0	0	0	0	0	0	0
10002	I-72 TIF (City)	19,431,699	4,832,029	0	24,263,728	0	0	24,263,728
10003	I-48 TIF	3,374,024	1,670,834	0	5,044,858	0	0	5,044,858
TIF-DISTRICT TOTAL VALUATION		22,805,723	6,502,863	0	29,308,586	0	0	29,308,586

Vo-Tech								
DISTRICT	DESCRIPTION	PERSONAL PROPERTY	REAL PROPERTY	PUBLIC SERVICE	TOTAL VALUATION	HOMESTEAD EXEMPTIONS	OTHER EXEMPTIONS	NET VALUATION
V7	Kiamichi Vo Tech	67,548,938	332,136,439	102,076,492	501,761,869	7,115,681	5,989,047	488,657,141
VO-TECH TOTAL VALUATION		67,548,938	332,136,439	102,076,492	501,761,869	7,115,681	5,989,047	488,657,141

2023 BRYAN COUNTY ASSESSOR'S OFFICE REPORT TO THE EXCISE BOARD

07/26/2023--

I, Mike Hull, Assessor of Bryan County Oklahoma, do hereby certify that the foregoing is a true and correct statement of valuations for Real Estate, Personal Property, Public Service and Homestead Exemptions as certified by the State Board of Equalization and shown by the records in the County Assessor's office. Subscribed by my name and affixed the seal of the County Assessor's office on this day of 07/26/2023.

State of Oklahoma)
Bryan County) SS

Mike Hull

07/26/2023
Date

Mike Hull
County Assessor
Bryan County



I, Tammy Reynolds, County Clerk of Bryan County Oklahoma, do hereby certify that the above is a true, correct and complete list of the valuations of Bryan County Oklahoma as certified by the Bryan County Assessor's office.

Tammy Reynolds

Tammy Reynolds
County Clerk
Bryan County



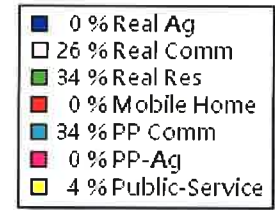
Excise Board:

[Signature]

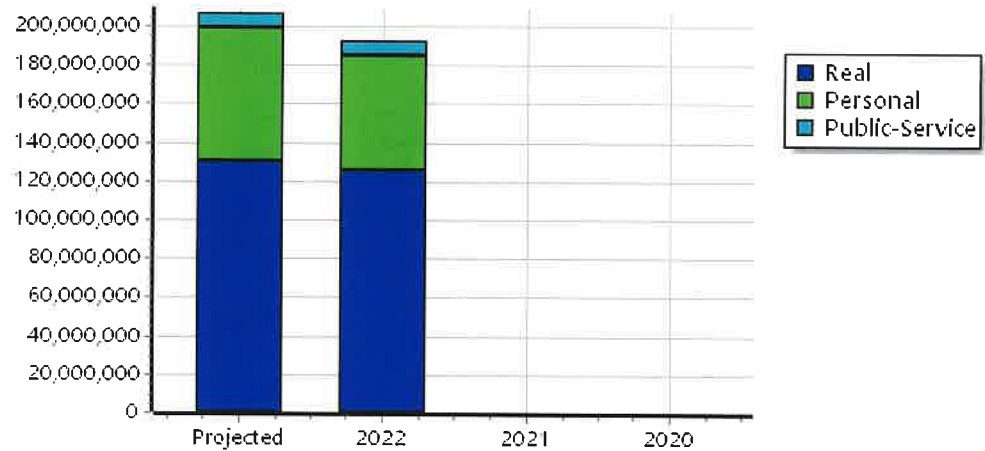
Spina Risner

8-7-23
Date

Real	Count	Value
Agricultural	25	136,178
Commercial	976	58,099,092
Residential	6,254	75,581,522
Total Real Value	7,255	133,816,792
Homestead	1,647	1,755,707
Veteran	106	1,679,538
Other	0	0
Total Exempt	1,866	3,435,245
TIF Increment Value		4,832,029
Net Assessed		125,549,518
Net Assessed Under Protest		
Senior Freeze	260	749,573
Capped Parcels	2,890	11,759,286



Personal	Count	Value
Agricultural	32	85,800
Commercial	795	75,470,491
Mobile Home	56	100,216
Total Personal	883	75,656,507
Total Exempt	6	7,490,126
TIF Increment Value		19,431,699
Net Assessed		48,734,682
Net Assessed Under Protest		
Public Service	Count	Value
Total PS Value	41	7,920,733
TIF Increment Value		0
Net Assessed		7,920,733

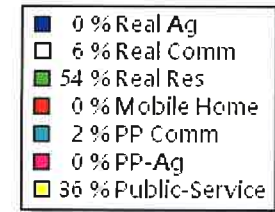
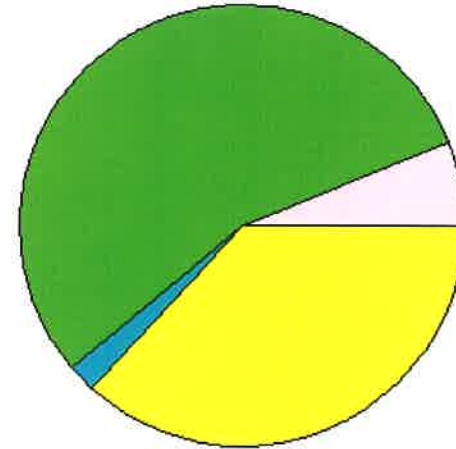


District Totals	
Total Gross Value	217,394,032
Homestead Loss	1,755,707
Other Exemption Loss	9,169,664
TIF Increment Value	24,263,728
Retained TIF Value	
Net Assessed Value	182,204,933
Net Assessed Under Protest	

TIF Project Summary						
Code	Description	Expires	Base Value	Increment Value	Retained Inc	Total Value
2	I-72 Tif	2099	0	24,263,728		24,263,728
1	I-72 BAV	2032	0	0		0
Total TIF Valuation :			0	24,263,728	0	24,263,728

* Public Service Protests Values are not included on this report.

Real	Count	Value
Agricultural	0	0
Commercial	11	127,119
Residential	311	1,270,075
Total Real Value	322	1,397,194
Homestead	82	91,806
Veteran	5	32,164
Other	0	0
Total Exempt	98	123,970



TIF Increment Value

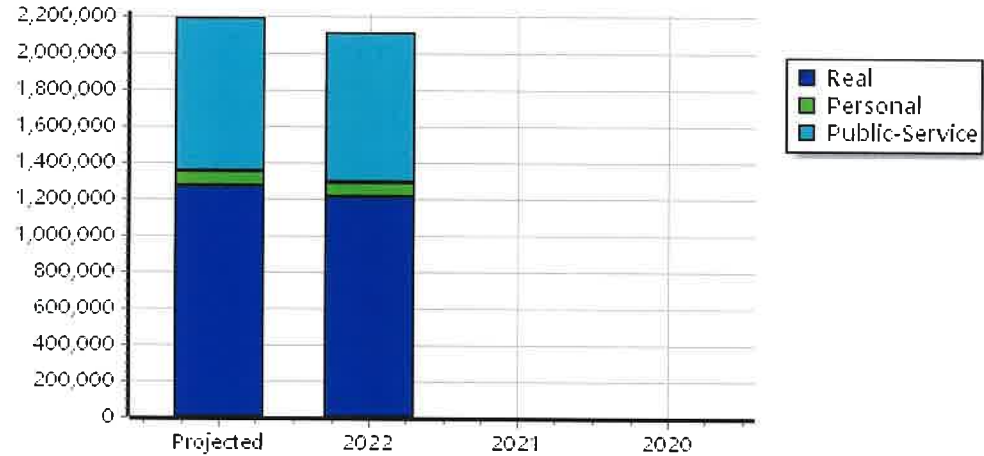
Net Assessed		1,273,224
Net Assessed Under Protest		
Senior Freeze	20	48,290
Capped Parcels	257	370,793

Personal	Count	Value
Agricultural	1	94
Commercial	11	62,985
Mobile Home	1	11,153
Total Personal	13	74,232
Total Exempt	0	0

TIF Increment Value

Net Assessed		74,232
Net Assessed Under Protest		

Public Service	Count	Value
Total PS Value	4	843,693
TIF Increment Value		
Net Assessed		843,693



District Totals	
Total Gross Value	2,315,119
Homestead Loss	91,806
Other Exemption Loss	32,164
TIF Increment Value	
Retained TIF Value	
Net Assessed Value	2,191,149
Net Assessed Under Protest	

* Public Service Protests Values are not included on this report.

Real	Count	Value
Agricultural	1	267
Commercial	0	0
Residential	66	215,922
Total Real Value	67	216,189
Homestead	16	16,000
Veteran	0	0
Other	0	0
Total Exempt	16	16,000

TIF Increment Value

Net Assessed 200,189

Net Assessed Under Protest

Senior Freeze	0	0
Capped Parcels	21	22,909

Personal	Count	Value
Agricultural	0	0
Commercial	2	183
Mobile Home	2	14,403
Total Personal	4	14,586
Total Exempt	0	0

TIF Increment Value

Net Assessed 14,586

Net Assessed Under Protest

Public Service	Count	Value
Total PS Value	3	16,234

TIF Increment Value

Net Assessed 16,234

District Totals

Total Gross Value	247,009
Homestead Loss	16,000
Other Exemption Loss	0

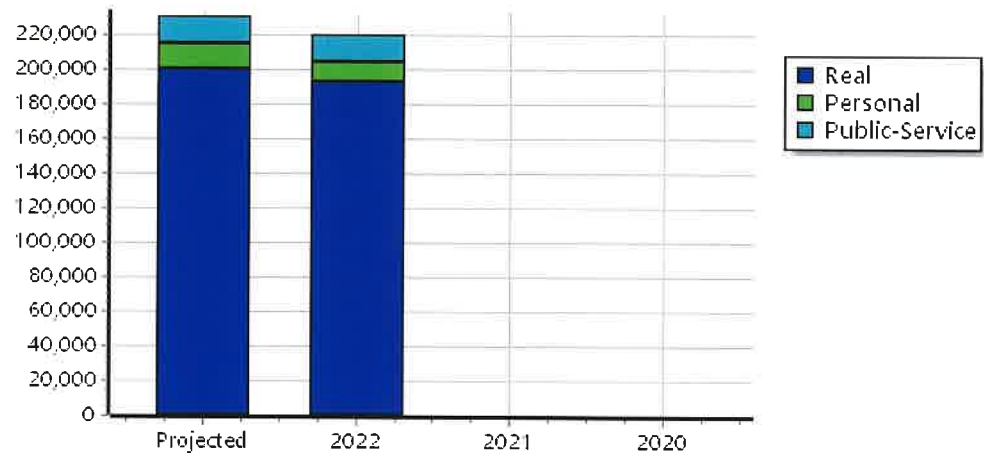
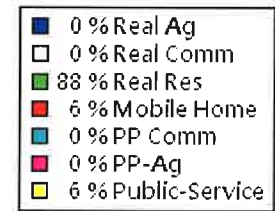
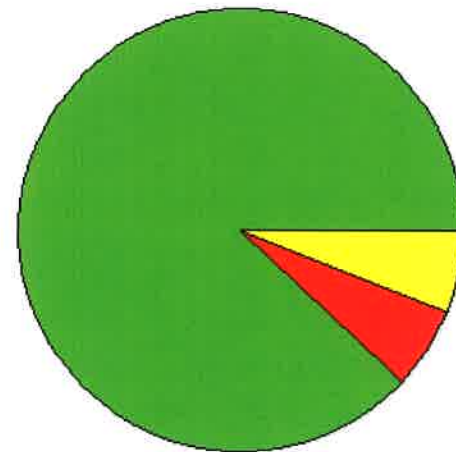
TIF Increment Value

Retained TIF Value

Net Assessed Value 231,009

Net Assessed Under Protest

* Public Service Protests Values are not included on this report.



Real	Count	Value
Agricultural	0	0
Commercial	26	109,837
Residential	277	724,826
Total Real Value	303	834,663
Homestead	40	47,413
Veteran	1	6,040
Other	0	0
Total Exempt	49	53,453

TIF Increment Value

Net Assessed 781,210

Net Assessed Under Protest

Senior Freeze	8	25,924
Capped Parcels	204	202,068

Personal	Count	Value
Agricultural	1	119
Commercial	13	36,145
Mobile Home	4	6,499
Total Personal	18	42,763
Total Exempt	0	0

TIF Increment Value

Net Assessed 42,763

Net Assessed Under Protest

Public Service	Count	Value
Total PS Value	12	174,776

TIF Increment Value

Net Assessed 174,776

District Totals

Total Gross Value	1,052,202
Homestead Loss	47,413
Other Exemption Loss	6,040

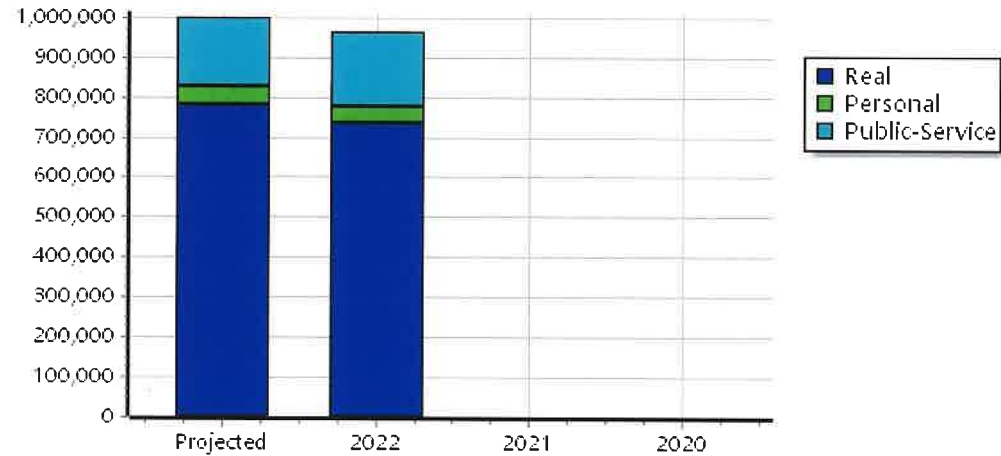
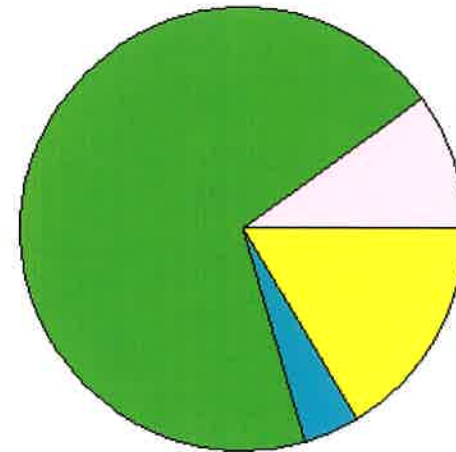
TIF Increment Value

Retained TIF Value

Net Assessed Value 998,749

Net Assessed Under Protest

* Public Service Protests Values are not included on this report.



Real	Count	Value
Agricultural	1	246
Commercial	59	314,318
Residential	325	1,628,357
Total Real Value	385	1,942,921
Homestead	70	73,374
Veteran	9	58,335
Other	0	0
Total Exempt	83	131,709

TIF Increment Value

Net Assessed 1,811,212

Net Assessed Under Protest

Senior Freeze	10	33,146
Capped Parcels	275	463,484

Personal	Count	Value
Agricultural	2	2,636
Commercial	29	124,806
Mobile Home	5	24,102
Total Personal	36	151,544
Total Exempt	0	0

TIF Increment Value

Net Assessed 151,544

Net Assessed Under Protest

Public Service	Count	Value
Total PS Value	12	314,595

TIF Increment Value

Net Assessed 314,595

District Totals

Total Gross Value	2,409,060
Homestead Loss	73,374
Other Exemption Loss	58,335

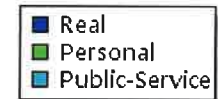
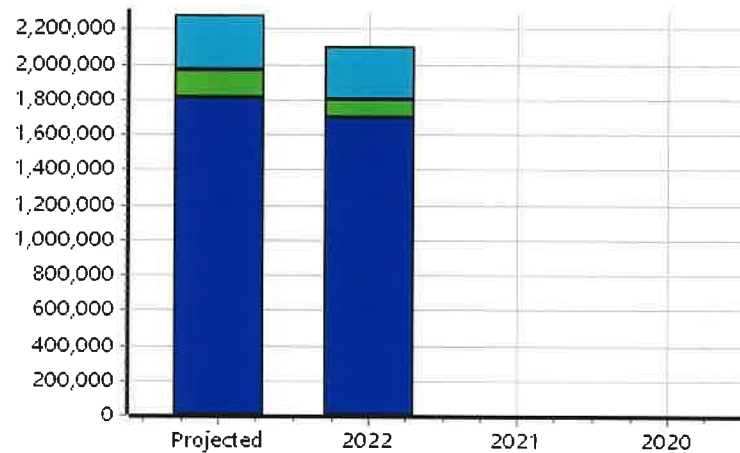

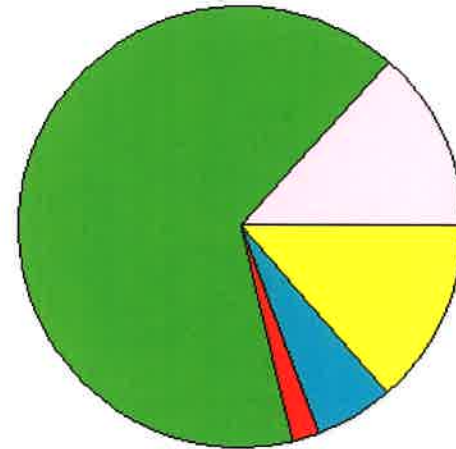
TIF Increment Value

Retained TIF Value

Net Assessed Value 2,277,351

Net Assessed Under Protest

* Public Service Protests Values are not included on this report.



Real	Count	Value
Agricultural	14	4,303
Commercial	50	343,567
Residential	527	3,279,945
Total Real Value	591	3,627,815
Homestead	149	157,574
Veteran	5	59,070
Other	0	0
Total Exempt	164	216,644

TIF Increment Value

Net Assessed 3,411,171

Net Assessed Under Protest

Senior Freeze	15	49,529
Capped Parcels	449	641,063

Personal	Count	Value
Agricultural	4	1,434
Commercial	31	179,457
Mobile Home	6	18,793
Total Personal	41	199,684
Total Exempt	0	0

TIF Increment Value

Net Assessed 199,684

Net Assessed Under Protest

Public Service	Count	Value
Total PS Value	12	393,375

TIF Increment Value

Net Assessed 393,375

District Totals

Total Gross Value	4,220,874
Homestead Loss	157,574
Other Exemption Loss	59,070

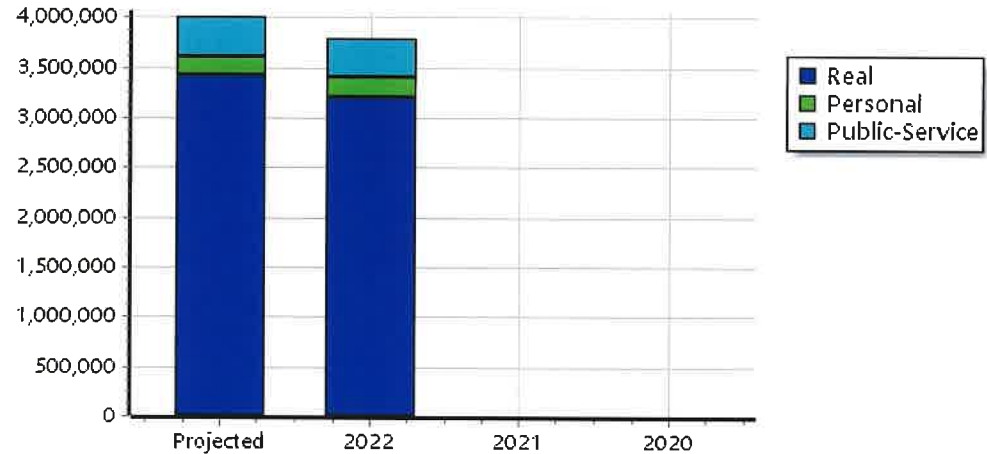
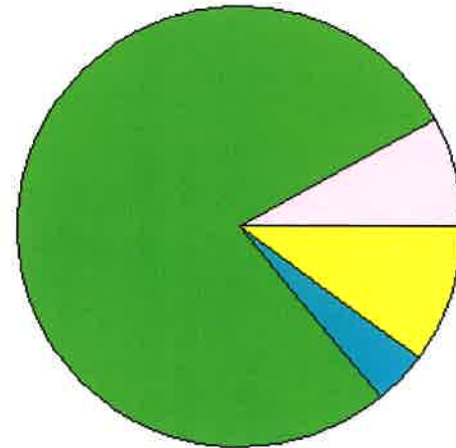
TIF Increment Value

Retained TIF Value

Net Assessed Value 4,004,230

Net Assessed Under Protest

* Public Service Protests Values are not included on this report.



Real	Count	Value
Agricultural	25	50,463
Commercial	54	965,701
Residential	855	7,946,054
Total Real Value	934	8,962,218

Homestead	231	248,518
Veteran	13	139,657
Other	0	0
Total Exempt	262	388,175

TIF Increment Value

Net Assessed 8,574,043

Net Assessed Under Protest

Senior Freeze	46	184,817
Capped Parcels	663	1,712,960

Personal	Count	Value
Agricultural	2	2,920
Commercial	58	510,918
Mobile Home	9	25,030
Total Personal	69	538,868
Total Exempt	1	1,585

TIF Increment Value

Net Assessed 537,283

Net Assessed Under Protest

Public Service	Count	Value
Total PS Value	13	1,447,171

TIF Increment Value

Net Assessed 1,447,171

District Totals

Total Gross Value	10,948,257
Homestead Loss	248,518
Other Exemption Loss	141,242

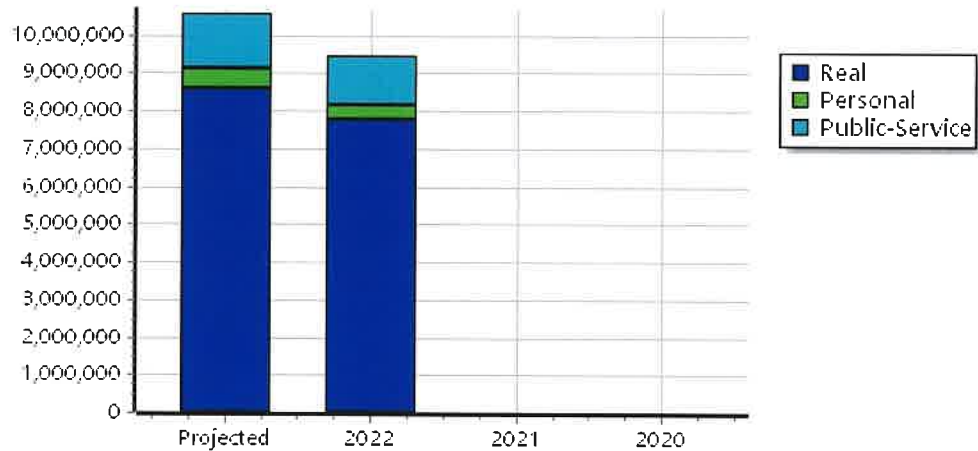
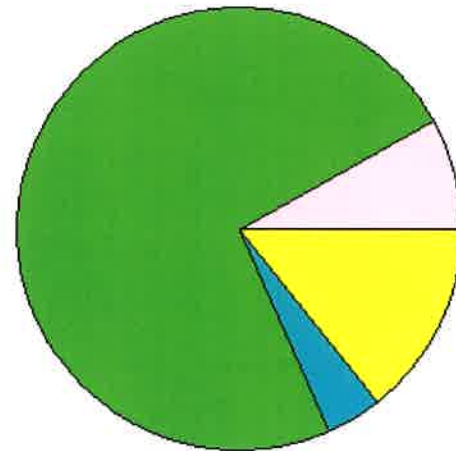
TIF Increment Value

Retained TIF Value

Net Assessed Value 10,558,497

Net Assessed Under Protest

* Public Service Protests Values are not included on this report.



Real	Count	Value
Agricultural	0	0
Commercial	40	301,423
Residential	405	2,324,123
Total Real Value	445	2,625,546
Homestead	113	125,531
Veteran	2	3,157
Other	0	0
Total Exempt	128	128,688

TIF Increment Value

Net Assessed 2,496,858

Net Assessed Under Protest

Senior Freeze	20	71,258
Capped Parcels	310	597,860

Personal	Count	Value
Agricultural	0	0
Commercial	41	485,759
Mobile Home	5	21,233
Total Personal	46	506,992
Total Exempt	0	0

TIF Increment Value

Net Assessed 506,992

Net Assessed Under Protest

Public Service	Count	Value
Total PS Value	9	359,245

TIF Increment Value

Net Assessed 359,245

District Totals

Total Gross Value	3,491,783
Homestead Loss	125,531
Other Exemption Loss	3,157

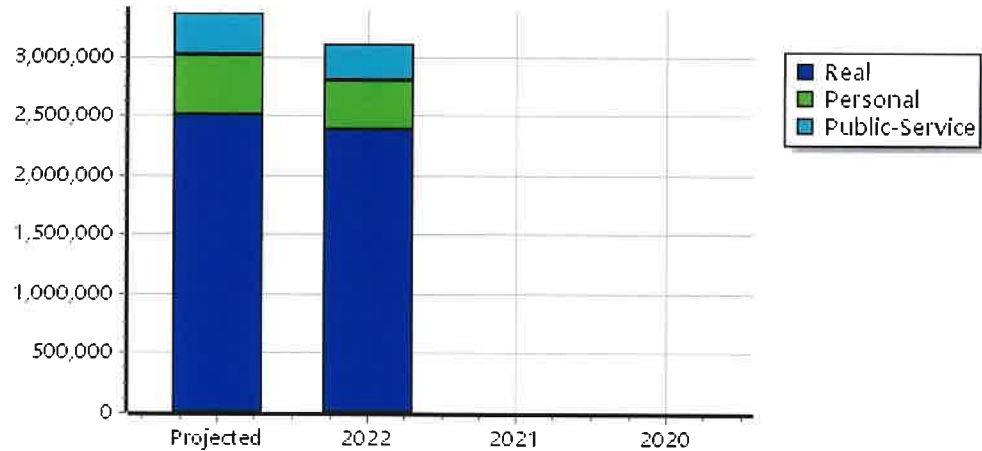
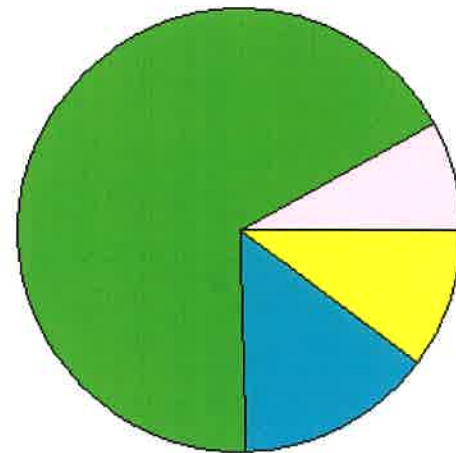
TIF Increment Value

Retained TIF Value

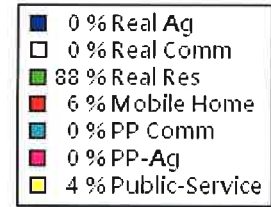
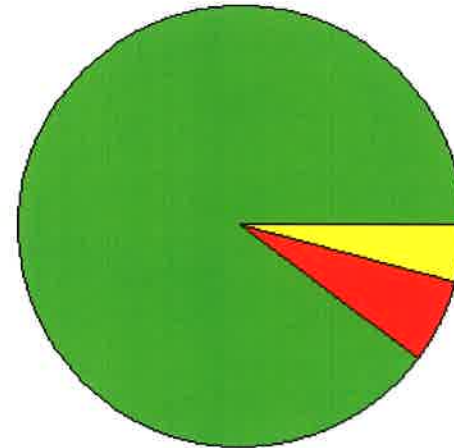
Net Assessed Value 3,363,095

Net Assessed Under Protest

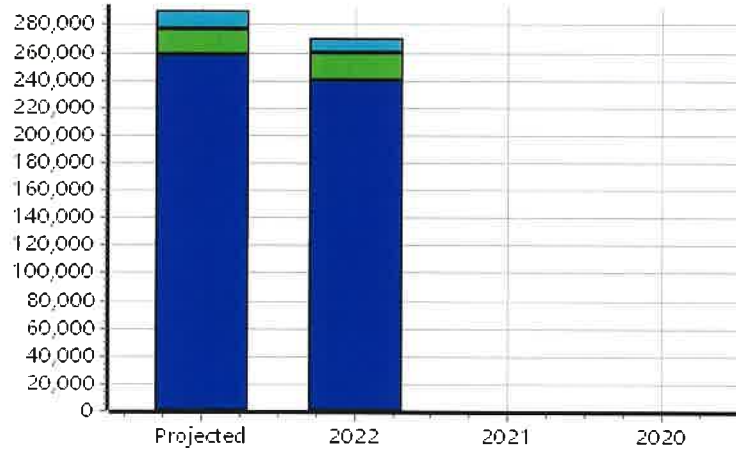
* Public Service Protests Values are not included on this report.



Real	Count	Value
Agricultural	0	0
Commercial	0	0
Residential	106	267,618
Total Real Value	106	267,618
Homestead	10	10,000
Veteran	0	0
Other	0	0
Total Exempt	10	10,000
TIF Increment Value		
Net Assessed		257,618
Net Assessed Under Protest		
Senior Freeze	0	0
Capped Parcels	82	102,972



Personal	Count	Value
Agricultural	0	0
Commercial	2	1,138
Mobile Home	2	20,146
Total Personal	4	21,284
Total Exempt	1	2,000
TIF Increment Value		
Net Assessed		19,284
Net Assessed Under Protest		
Public Service	Count	Value
Total PS Value	5	12,970
TIF Increment Value		
Net Assessed		12,970



District Totals	
Total Gross Value	301,872
Homestead Loss	10,000
Other Exemption Loss	2,000
TIF Increment Value	
Retained TIF Value	
Net Assessed Value	289,872
Net Assessed Under Protest	

* Public Service Protests Values are not included on this report.

Real	Count	Value
Agricultural	0	0
Commercial	0	0
Residential	102	385,741
Total Real Value	102	385,741
Homestead	24	27,000
Veteran	1	6,753
Other	0	0
Total Exempt	28	33,753

TIF Increment Value

Net Assessed 351,988

Net Assessed Under Protest

Senior Freeze	6	19,847
Capped Parcels	88	131,511

Personal	Count	Value
Agricultural	0	0
Commercial	0	0
Mobile Home	1	1,250
Total Personal	1	1,250
Total Exempt	0	0

TIF Increment Value

Net Assessed 1,250

Net Assessed Under Protest

Public Service	Count	Value
Total PS Value	2	12,806

TIF Increment Value

Net Assessed 12,806

District Totals

Total Gross Value	399,797
Homestead Loss	27,000
Other Exemption Loss	6,753

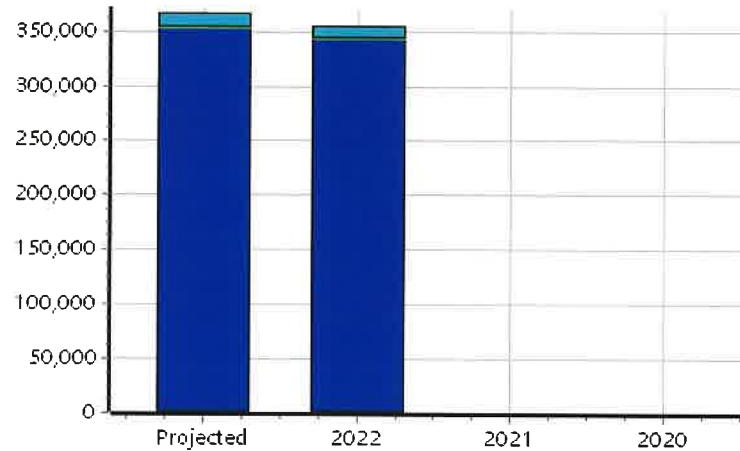
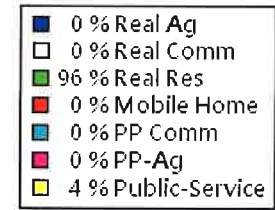
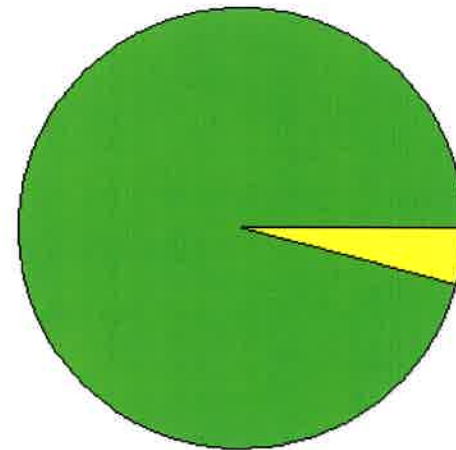
TIF Increment Value

Retained TIF Value

Net Assessed Value 366,044

Net Assessed Under Protest

* Public Service Protests Values are not included on this report.



Real	Count	Value
Agricultural	173	21,862
Commercial	1	6,685
Residential	167	301,379
Total Real Value	341	329,926
Homestead	16	15,727
Veteran	1	9,352
Other	0	0
Total Exempt	17	25,079

TIF Increment Value

Net Assessed 304,847

Net Assessed Under Protest

Senior Freeze	1	321
Capped Parcels	272	112,784

Personal	Count	Value
Agricultural	1	780
Commercial	2	1,458
Mobile Home	3	5,553
Total Personal	6	7,791
Total Exempt	0	0

TIF Increment Value

Net Assessed 7,791

Net Assessed Under Protest

Public Service	Count	Value
Total PS Value	3	2,584

TIF Increment Value

Net Assessed 2,584

District Totals

Total Gross Value	340,301
Homestead Loss	15,727
Other Exemption Loss	9,352

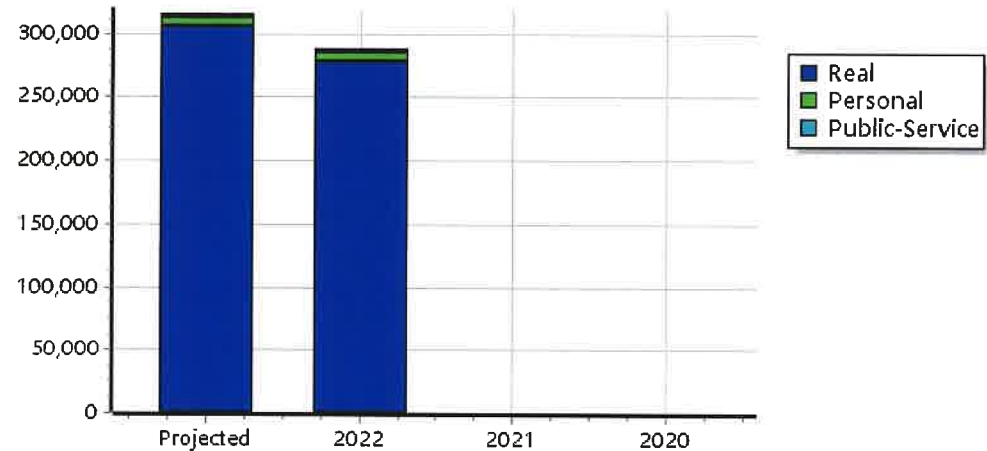
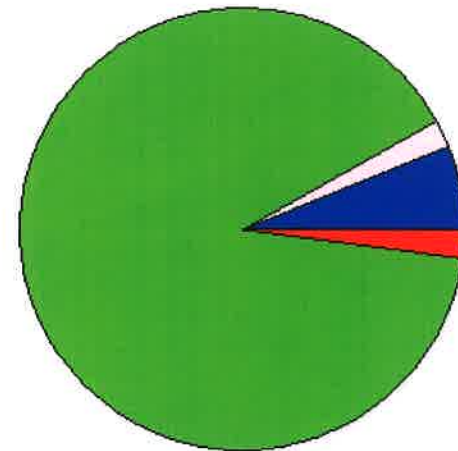
TIF Increment Value

Retained TIF Value

Net Assessed Value 315,222

Net Assessed Under Protest

* Public Service Protests Values are not included on this report.



Real	Count	Value
Agricultural	2	528
Commercial	3	9,144
Residential	65	311,820
Total Real Value	70	321,492
Homestead	19	21,000
Veteran	2	26,720
Other	0	0
Total Exempt	23	47,720

TIF Increment Value

Net Assessed 273,772

Net Assessed Under Protest

Senior Freeze	3	5,800
Capped Parcels	56	75,892

Personal	Count	Value
Agricultural	0	0
Commercial	7	47,807
Mobile Home	0	0
Total Personal	7	47,807
Total Exempt	0	0

TIF Increment Value

Net Assessed 47,807

Net Assessed Under Protest

Public Service	Count	Value
Total PS Value	7	111,392

TIF Increment Value

Net Assessed 111,392

District Totals

Total Gross Value	480,691
Homestead Loss	21,000
Other Exemption Loss	26,720

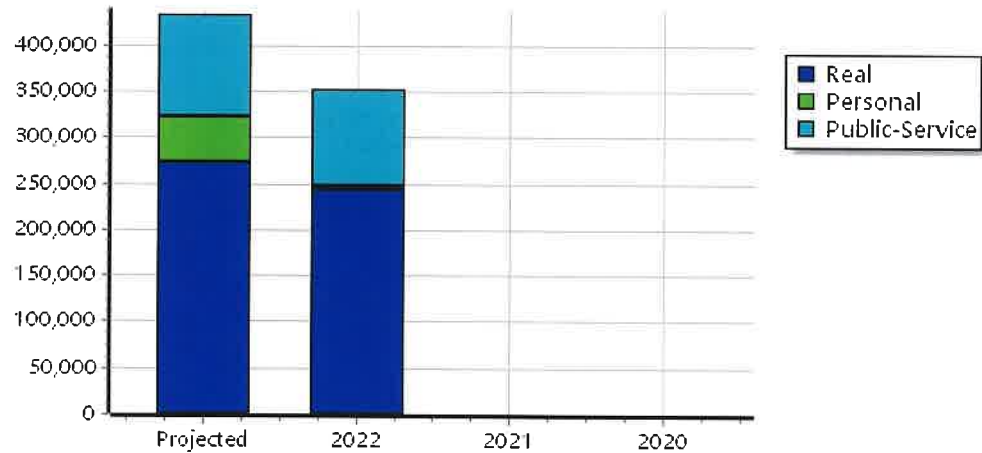
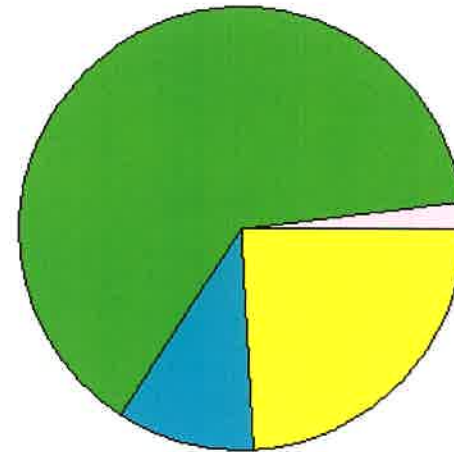
TIF Increment Value

Retained TIF Value

Net Assessed Value 432,971

Net Assessed Under Protest

* Public Service Protests Values are not included on this report.



Real	Count	Value
Agricultural	34	112,610
Commercial	0	0
Residential	73	414,098
Total Real Value	107	526,708
Homestead	20	23,657
Veteran	0	0
Other	0	0
Total Exempt	24	23,657

TIF Increment Value

Net Assessed 503,051

Net Assessed Under Protest

Senior Freeze	9	38,295
Capped Parcels	73	112,575

Personal	Count	Value
Agricultural	1	2,464
Commercial	2	248
Mobile Home	0	0
Total Personal	3	2,712
Total Exempt	0	0

TIF Increment Value

Net Assessed 2,712

Net Assessed Under Protest

Public Service	Count	Value
Total PS Value	2	3,561

TIF Increment Value

Net Assessed 3,561

District Totals

Total Gross Value	532,981
Homestead Loss	23,657
Other Exemption Loss	0

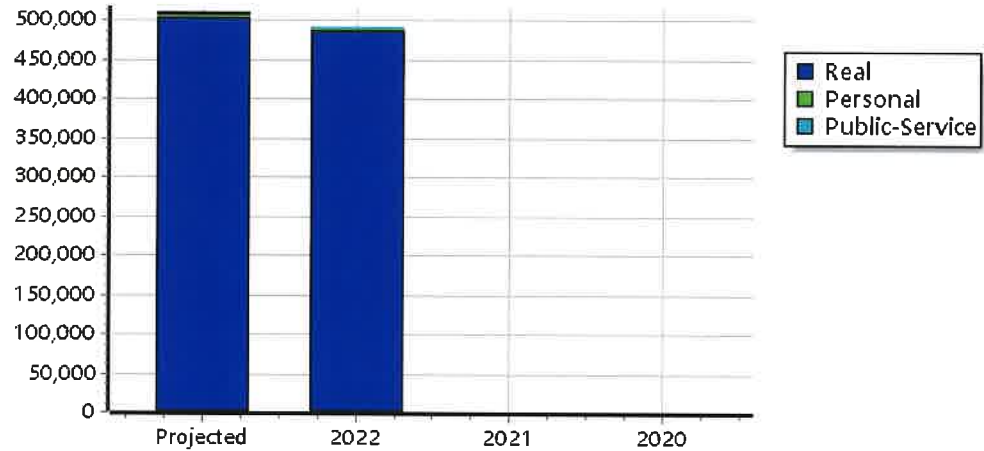
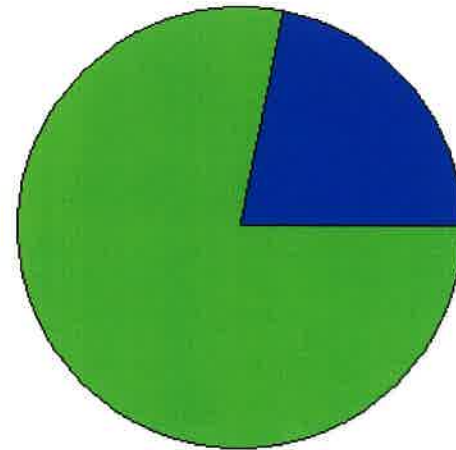
TIF Increment Value

Retained TIF Value


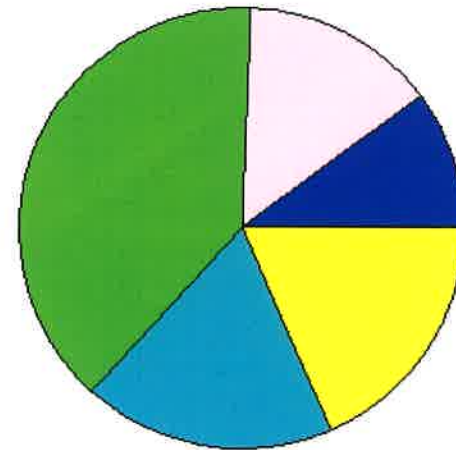
Net Assessed Value 509,324

Net Assessed Under Protest

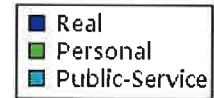
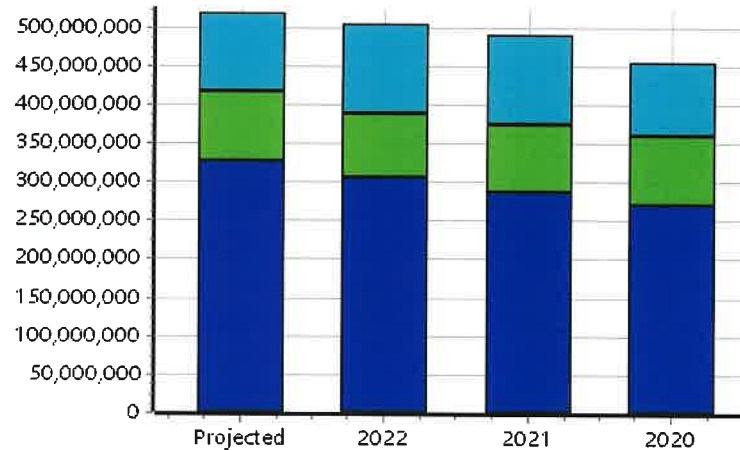
* Public Service Protests Values are not included on this report.



Real	Count	Value
Agricultural	8,008	57,821,950
Commercial	1,589	80,135,842
Residential	20,890	200,681,510
Total Real Value	30,487	338,639,302
Homestead	6,745	7,115,681
Veteran	413	5,989,047
Other	0	0
Total Exempt	7,558	13,104,728
TIF Increment Value		6,502,863
Net Assessed		319,031,711
Net Assessed Under Protest		
Senior Freeze	899	4,068,654
Capped Parcels	17,009	61,920,010



Personal	Count	Value
Agricultural	1,588	3,156,966
Commercial	1,425	91,877,388
Mobile Home	645	2,912,977
Total Personal	3,658	97,947,331
Total Exempt	21	7,592,670
TIF Increment Value		22,805,723
Net Assessed		67,548,938
Net Assessed Under Protest		
Public Service	Count	Value
Total PS Value	273	102,076,492
TIF Increment Value		0
Net Assessed		102,076,492


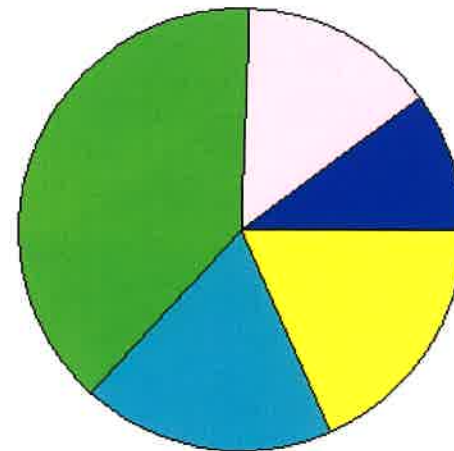


District Totals	
Total Gross Value	538,663,125
Homestead Loss	7,115,681
Other Exemption Loss	13,581,717
TIF Increment Value	29,308,586
Retained TIF Value	0
Net Assessed Value	488,657,141
Net Assessed Under Protest	

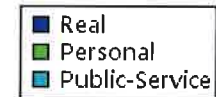
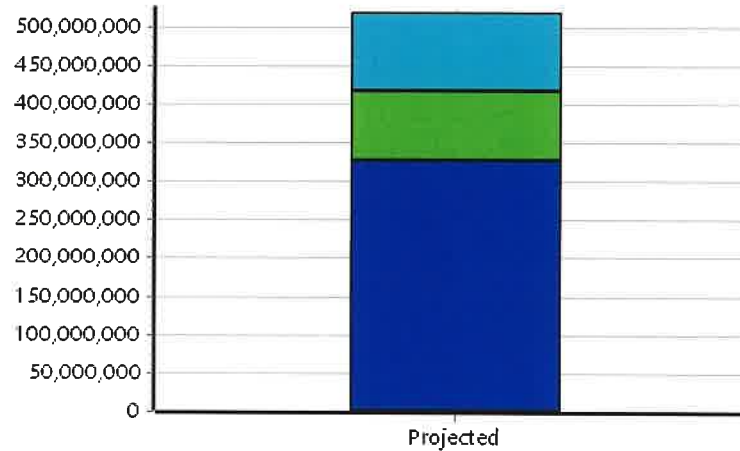
TIF Project Summary						
Code	Description	Expires	Base Value	Increment Value	Retained Inc	Total Value
2	I-72 Tif	2099	0	24,263,728		24,263,728
1	I-72 BAV	2032	0	0		0
3	I-48 Dur Tif	2032	0	5,044,858	0	5,044,858
Total TIF Valuation :			0	29,308,586	0	29,308,586

* Public Service Protests Values are not included on this report.

Real	Count	Value
Agricultural	8,008	57,821,950
Commercial	1,589	80,135,842
Residential	20,890	200,681,510
Total Real Value	30,487	338,639,302
Homestead	6,745	7,115,681
Veteran	413	5,989,047
Other	0	0
Total Exempt	7,558	13,104,728
TIF Increment Value		6,502,863
Net Assessed		319,031,711
Net Assessed Under Protest		
Senior Freeze	899	4,068,654
Capped Parcels	17,009	61,920,010



Personal	Count	Value
Agricultural	1,588	3,156,966
Commercial	1,425	91,877,388
Mobile Home	645	2,912,977
Total Personal	3,658	97,947,331
Total Exempt	21	7,592,670
TIF Increment Value		22,805,723
Net Assessed		67,548,938
Net Assessed Under Protest		
Public Service	Count	Value
Total PS Value	273	102,076,492
TIF Increment Value		0
Net Assessed		102,076,492




District Totals	
Total Gross Value	538,663,125
Homestead Loss	7,115,681
Other Exemption Loss	13,581,717
TIF Increment Value	29,308,586
Retained TIF Value	0
Net Assessed Value	488,657,141
Net Assessed Under Protest	

TIF Project Summary						
Code	Description	Expires	Base Value	Increment Value	Retained Inc	Total Value
2	I-72 Tif	2099	0	24,263,728		24,263,728
1	I-72 BAV	2032	0	0		0
3	I-48 Dur Tif	2032	0	5,044,858	0	5,044,858
Total TIF Valuation :			0	29,308,586	0	29,308,586

* Public Service Protests Values are not included on this report.

Real	Count	Value
Agricultural	49	142,851
Commercial	0	0
Residential	0	0
Total Real Value	49	142,851
Homestead	3	3,000
Veteran	0	0
Other	0	0
Total Exempt	3	3,000



TIF Increment Value

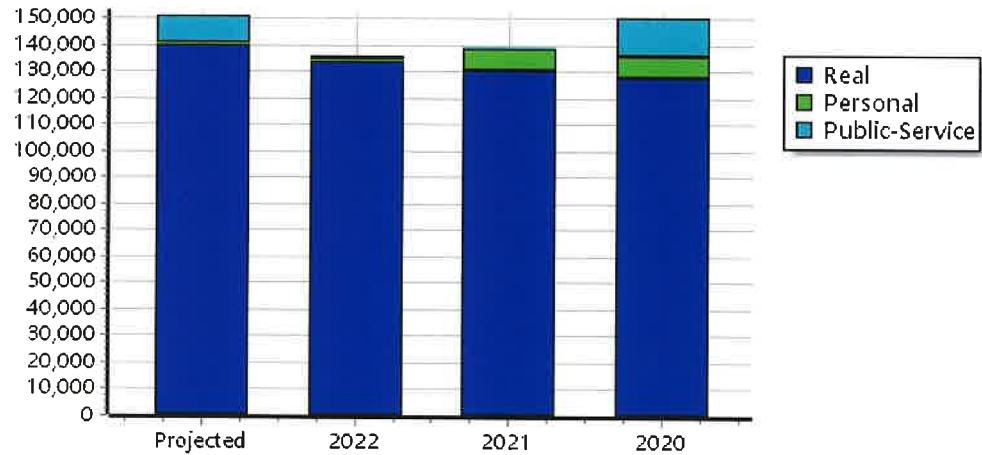
Net Assessed	139,851
Net Assessed Under Protest	
Senior Freeze	0
Capped Parcels	15
	31,729

Personal	Count	Value
Agricultural	3	661
Commercial	1	12
Mobile Home	0	0
Total Personal	4	673
Total Exempt	0	0

TIF Increment Value

Net Assessed	673
Net Assessed Under Protest	

Public Service	Count	Value
Total PS Value	3	10,303
TIF Increment Value		
Net Assessed		10,303



District Totals	
Total Gross Value	153,827
Homestead Loss	3,000
Other Exemption Loss	0
TIF Increment Value	
Retained TIF Value	
Net Assessed Value	150,827
Net Assessed Under Protest	

* Public Service Protests Values are not included on this report.

Real	Count	Value
Agricultural	1,257	11,616,784
Commercial	117	3,887,282
Residential	4,857	57,643,087
Total Real Value	6,231	73,147,153
Homestead	1,550	1,621,826
Veteran	107	2,004,490
Other	0	0
Total Exempt	1,734	3,626,316

TIF Increment Value

Net Assessed 69,520,837

Net Assessed Under Protest

Senior Freeze	199	1,188,828
Capped Parcels	3,513	13,252,971

Personal	Count	Value
Agricultural	340	560,137
Commercial	108	1,140,728
Mobile Home	199	712,166
Total Personal	647	2,413,031
Total Exempt	4	7,402

TIF Increment Value

Net Assessed 2,405,629

Net Assessed Under Protest

Public Service	Count	Value
Total PS Value	36	8,464,322

TIF Increment Value

Net Assessed 8,464,322

District Totals

Total Gross Value	84,024,506
Homestead Loss	1,621,826
Other Exemption Loss	2,011,892

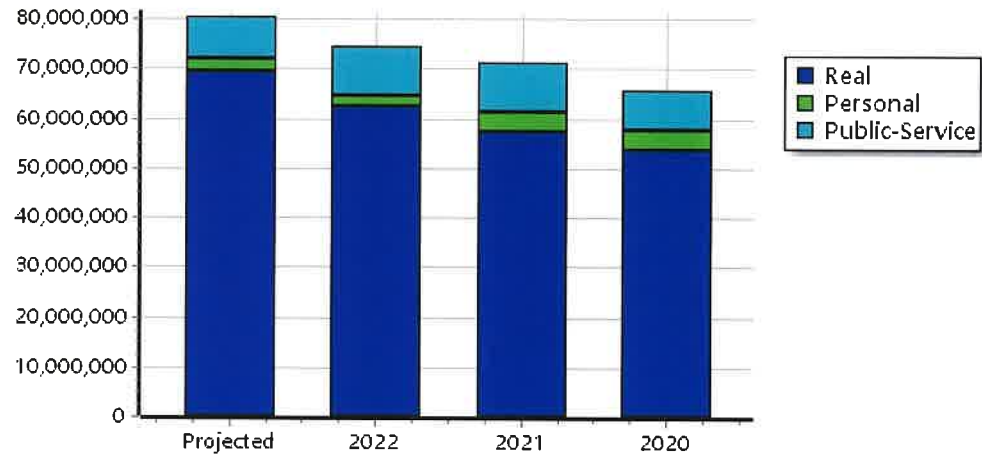
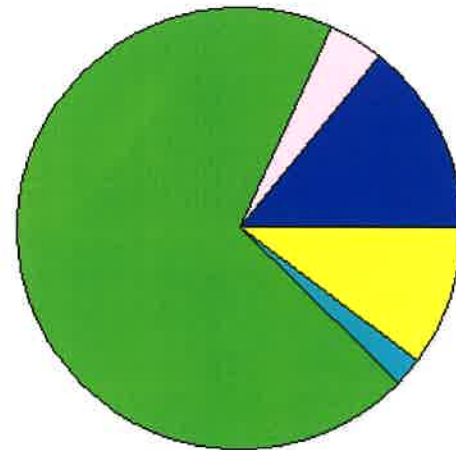
TIF Increment Value

Retained TIF Value


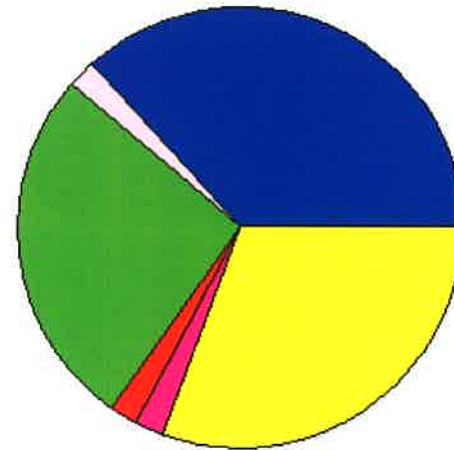
Net Assessed Value 80,390,788

Net Assessed Under Protest

* Public Service Protests Values are not included on this report.



Real	Count	Value
Agricultural	1,771	10,303,396
Commercial	76	576,778
Residential	1,280	7,530,600
Total Real Value	3,127	18,410,774
Homestead	569	597,999
Veteran	33	388,432
Other	0	0
Total Exempt	633	986,431



TIF Increment Value

Net Assessed 17,424,343

Net Assessed Under Protest

Senior Freeze	66	288,534
Capped Parcels	1,916	4,013,196

Personal	Count	Value
Agricultural	325	532,643
Commercial	57	188,866
Mobile Home	87	533,336
Total Personal	469	1,254,845
Total Exempt	0	0

TIF Increment Value

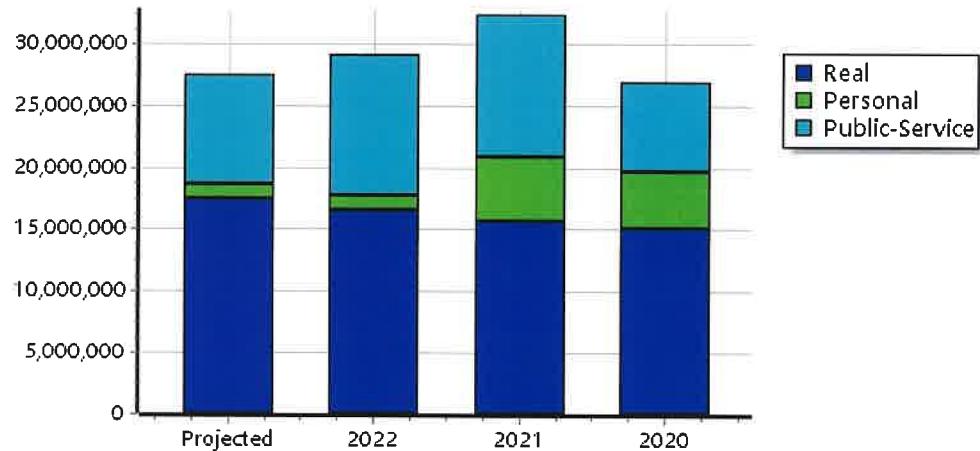
Net Assessed 1,254,845

Net Assessed Under Protest

Public Service	Count	Value
Total PS Value	32	8,807,788

TIF Increment Value

Net Assessed 8,807,788



District Totals	
Total Gross Value	28,473,407
Homestead Loss	597,999
Other Exemption Loss	388,432
TIF Increment Value	
Retained TIF Value	
Net Assessed Value	27,486,976

Net Assessed Under Protest
 * Public Service Protests Values are not included on this report.

Real	Count	Value
Agricultural	1,253	8,416,717
Commercial	27	380,126
Residential	1,282	6,099,538
Total Real Value	2,562	14,896,381
Homestead	521	543,724
Veteran	36	302,095
Other	0	0
Total Exempt	582	845,819

TIF Increment Value

Net Assessed 14,050,562

Net Assessed Under Protest

Senior Freeze	54	213,533
Capped Parcels	1,624	3,979,730

Personal	Count	Value
Agricultural	183	311,855
Commercial	50	2,495,277
Mobile Home	53	346,357
Total Personal	286	3,153,489
Total Exempt	2	3,938

TIF Increment Value

Net Assessed 3,149,551

Net Assessed Under Protest

Public Service	Count	Value
Total PS Value	26	17,901,987

TIF Increment Value

Net Assessed 17,901,987

District Totals

Total Gross Value	35,951,857
Homestead Loss	543,724
Other Exemption Loss	306,033

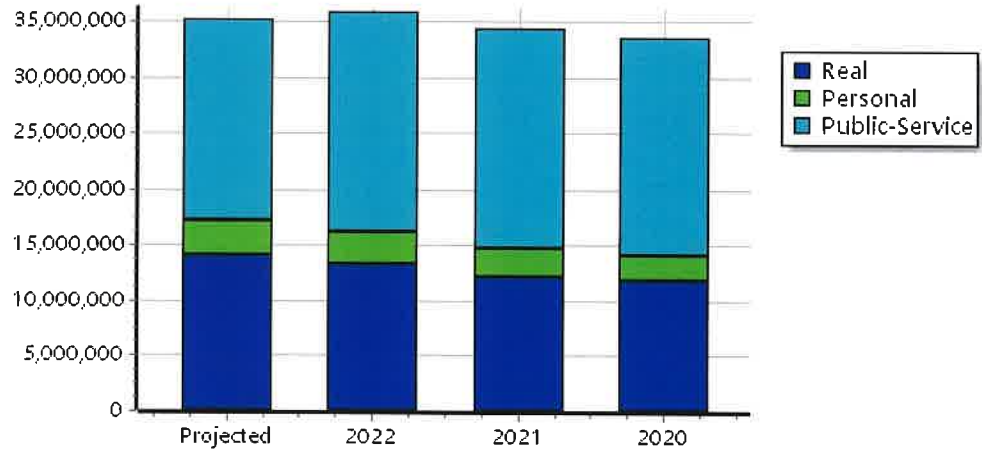
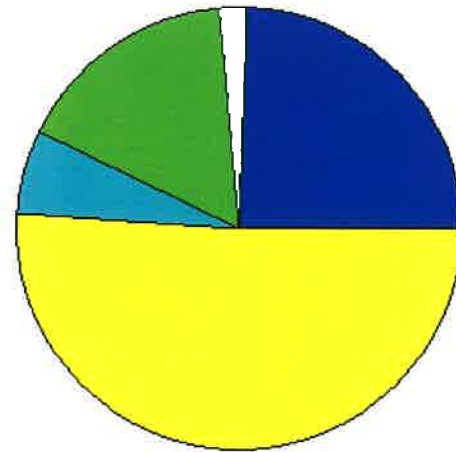
TIF Increment Value

Retained TIF Value

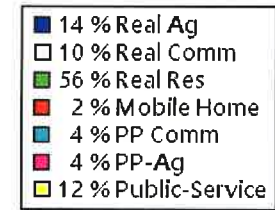
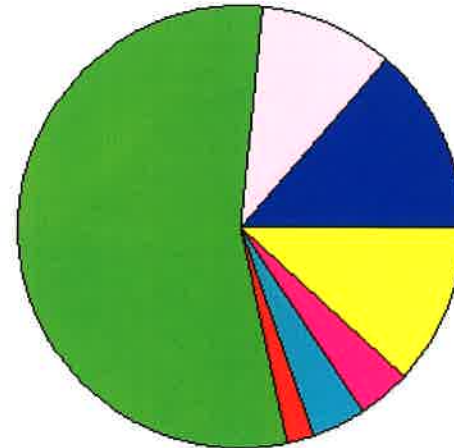
Net Assessed Value 35,102,100

Net Assessed Under Protest

* Public Service Protests Values are not included on this report.



Real	Count	Value
Agricultural	576	3,817,909
Commercial	128	2,865,086
Residential	2,819	16,394,291
Total Real Value	3,523	23,077,286
Homestead	796	859,913
Veteran	39	455,970
Other	0	0
Total Exempt	905	1,315,883



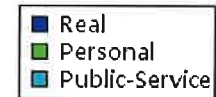
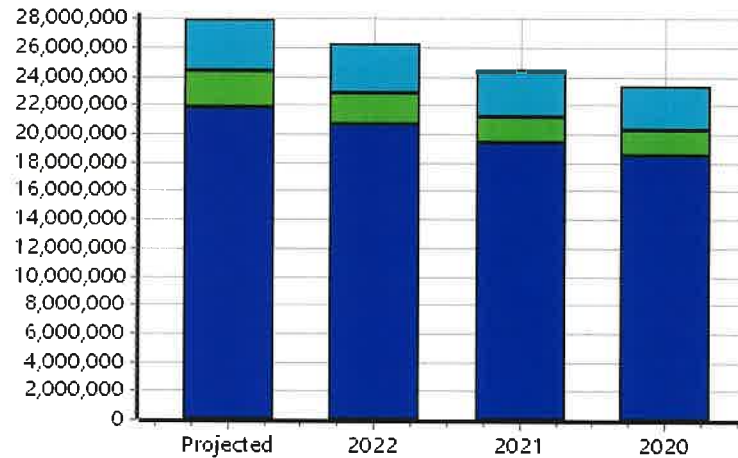
TIF Increment Value

Net Assessed 21,761,403

Net Assessed Under Protest

Senior Freeze	128	718,424
Capped Parcels	2,207	6,646,105

Personal	Count	Value
Agricultural	180	905,276
Commercial	93	1,073,433
Mobile Home	115	569,158
Total Personal	388	2,547,867
Total Exempt	4	8,000



TIF Increment Value

Net Assessed 2,539,867

Net Assessed Under Protest

Public Service	Count	Value
Total PS Value	26	3,605,878

TIF Increment Value

Net Assessed 3,605,878

District Totals	
Total Gross Value	29,231,031
Homestead Loss	859,913
Other Exemption Loss	463,970
TIF Increment Value	
Retained TIF Value	
Net Assessed Value	27,907,148
Net Assessed Under Protest	

* Public Service Protests Values are not included on this report.

Real	Count	Value
Agricultural	1,096	6,139,866
Commercial	37	463,843
Residential	543	2,207,061
Total Real Value	1,676	8,810,770
Homestead	260	281,524
Veteran	18	173,633
Other	0	0
Total Exempt	301	455,157

TIF Increment Value

Net Assessed 8,355,613

Net Assessed Under Protest

Senior Freeze	34	145,372
Capped Parcels	1,046	1,732,253

Personal	Count	Value
Agricultural	151	231,537
Commercial	39	220,029
Mobile Home	26	117,010
Total Personal	216	568,576
Total Exempt	1	2,000

TIF Increment Value

Net Assessed 566,576

Net Assessed Under Protest

Public Service	Count	Value
Total PS Value	28	35,646,227

TIF Increment Value

Net Assessed 35,646,227

District Totals

Total Gross Value	45,025,573
Homestead Loss	281,524
Other Exemption Loss	175,633

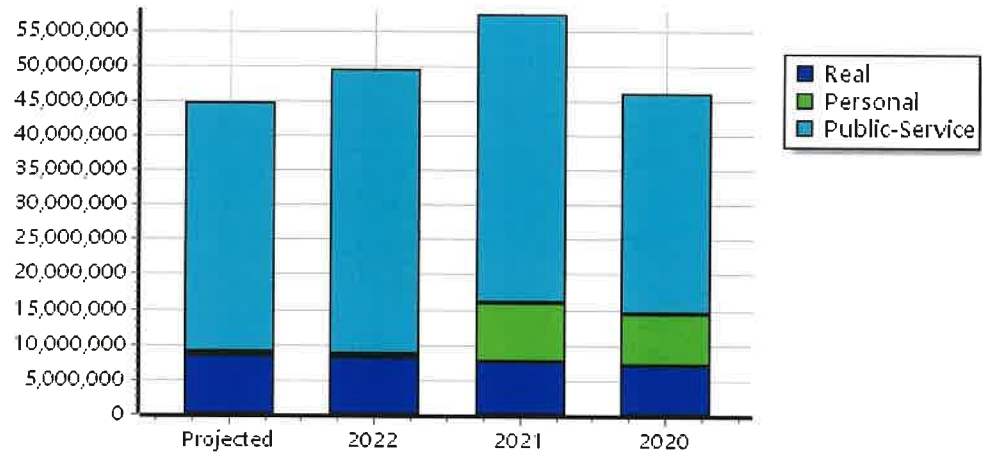
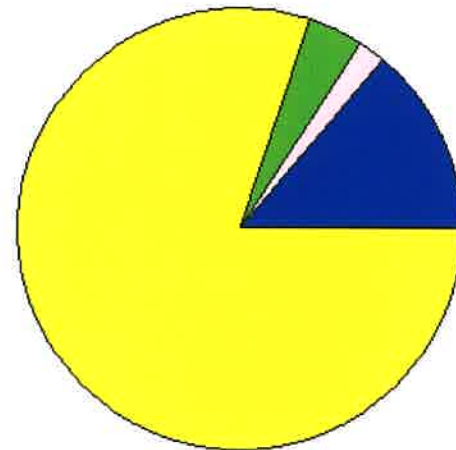
TIF Increment Value

Retained TIF Value

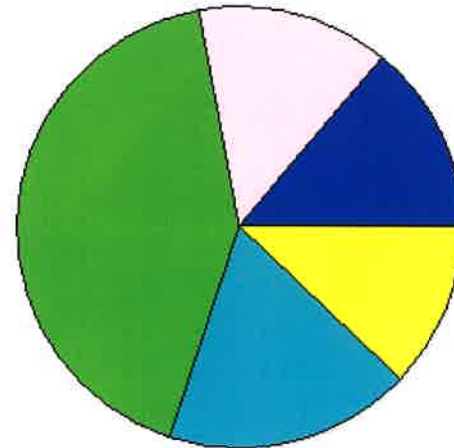
Net Assessed Value 44,568,416

Net Assessed Under Protest

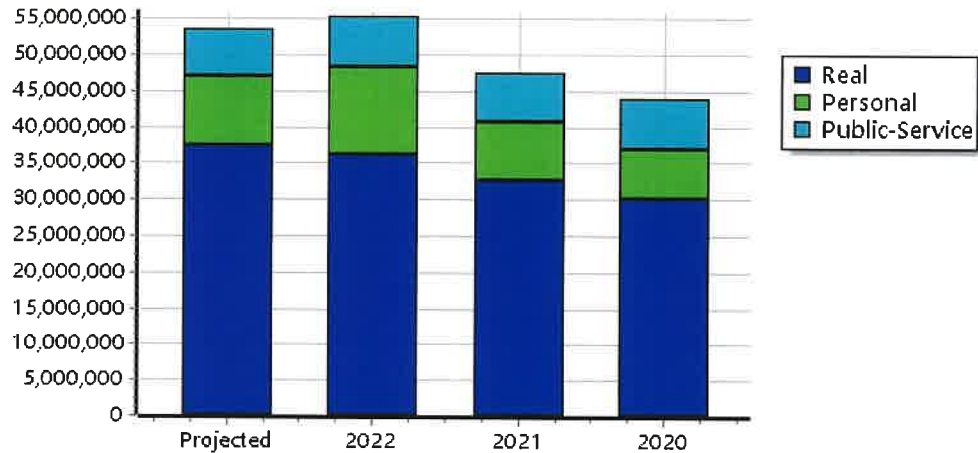
* Public Service Protests Values are not included on this report.



Real	Count	Value
Agricultural	595	7,455,795
Commercial	120	7,611,752
Residential	2,125	23,800,459
Total Real Value	2,840	38,868,006
Homestead	755	782,762
Veteran	42	709,750
Other	0	0
Total Exempt	828	1,492,512
TIF Increment Value		1,670,834
Net Assessed		35,704,660
Net Assessed Under Protest		
Senior Freeze	99	526,896
Capped Parcels	1,983	16,180,617



Personal	Count	Value
Agricultural	140	211,949
Commercial	169	10,192,363
Mobile Home	49	243,899
Total Personal	358	10,648,211
Total Exempt	3	951,751
TIF Increment Value		3,374,024
Net Assessed		6,322,436
Net Assessed Under Protest		
Public Service	Count	Value
Total PS Value	40	6,488,282
TIF Increment Value		0
Net Assessed		6,488,282



District Totals	
Total Gross Value	56,004,499
Homestead Loss	782,762
Other Exemption Loss	1,661,501
TIF Increment Value	5,044,858
Retained TIF Value	0
Net Assessed Value	48,515,378

TIF Project Summary						
Code	Description	Expires	Base Value	Increment Value	Retained Inc	Total Value
3	I-48 Dur Tif	2032	0	5,044,858	0	5,044,858
Total TIF Valuation :			0	5,044,858	0	5,044,858

Net Assessed Under Protest

* Public Service Protests Values are not included on this report.

Real	Count	Value
Agricultural	952	5,955,993
Commercial	72	904,502
Residential	977	6,230,864
Total Real Value	2,001	13,091,359
Homestead	364	376,120
Veteran	18	187,743
Other	0	0
Total Exempt	398	563,863

TIF Increment Value

Net Assessed 12,527,496

Net Assessed Under Protest

Senior Freeze	34	138,664
Capped Parcels	1,377	2,238,908

Personal	Count	Value
Agricultural	135	235,532
Commercial	61	337,776
Mobile Home	28	131,479
Total Personal	224	704,787
Total Exempt	0	0

TIF Increment Value

Net Assessed 704,787

Net Assessed Under Protest

Public Service	Count	Value
Total PS Value	36	10,051,389

TIF Increment Value

Net Assessed 10,051,389

District Totals

Total Gross Value	23,847,535
Homestead Loss	376,120
Other Exemption Loss	187,743

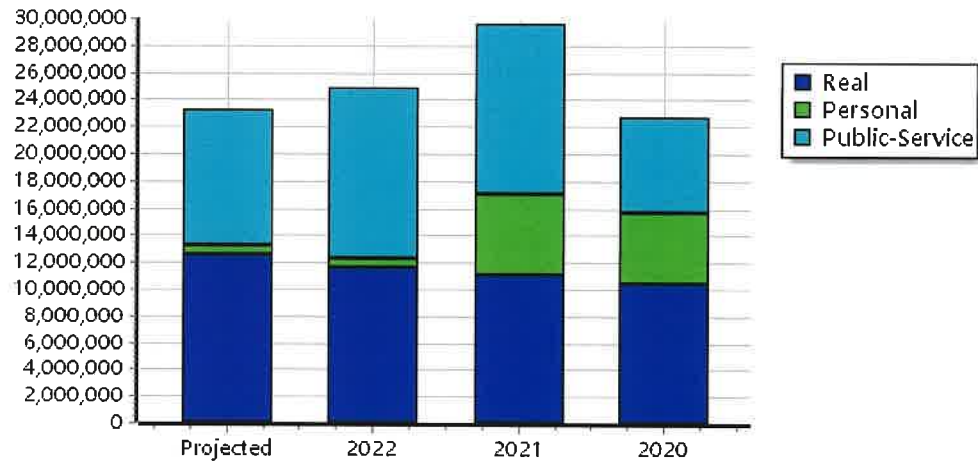
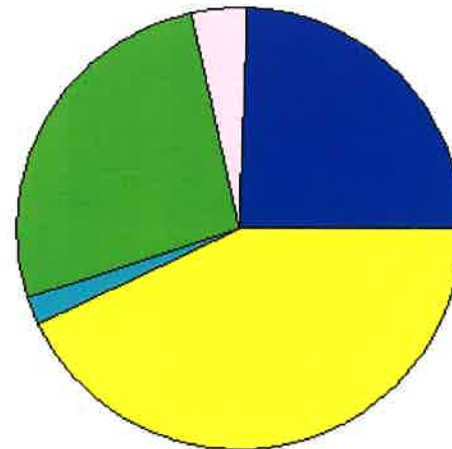
TIF Increment Value

Retained TIF Value

Net Assessed Value 23,283,672

Net Assessed Under Protest

* Public Service Protests Values are not included on this report.



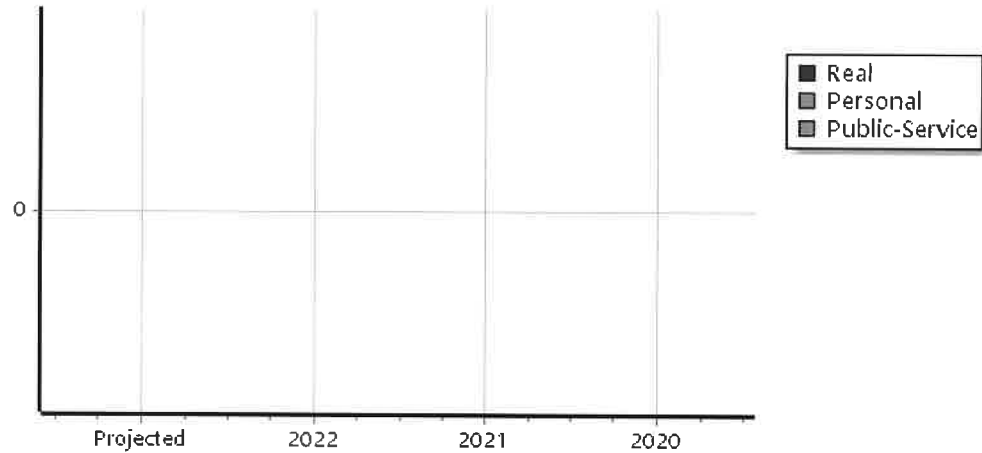
Real	Count	Value
Agricultural	0	0
Commercial	0	0
Residential	0	0
Total Real Value	0	0
Homestead	0	0
Veteran	0	0
Other	0	0
Total Exempt	0	0
TIF Increment Value		0
Net Assessed		0
Net Assessed Under Protest		
Senior Freeze	0	0
Capped Parcels	0	0

Personal	Count	Value
Agricultural	0	0
Commercial	0	0
Mobile Home	0	0
Total Personal	0	0
Total Exempt	0	0
TIF Increment Value		0
Net Assessed		0
Net Assessed Under Protest		

Public Service	Count	Value
Total PS Value	0	0
TIF Increment Value		0
Net Assessed		0


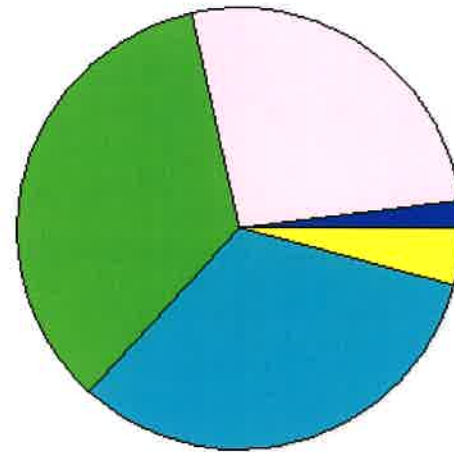
District Totals	
Total Gross Value	0
Homestead Loss	0
Other Exemption Loss	0
TIF Increment Value	0
Retained TIF Value	
Net Assessed Value	0
Net Assessed Under Protest	

* Public Service Protests Values are not included on this report.

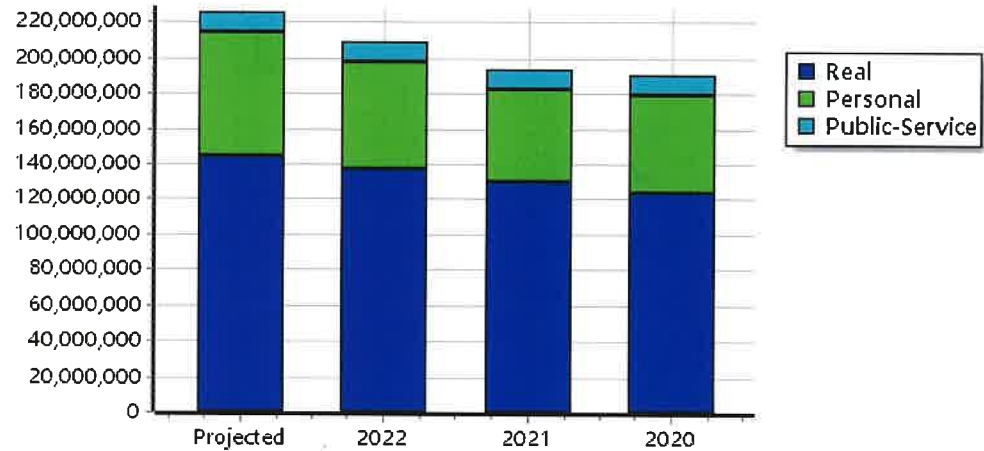


TIF Project Summary						
Code	Description	Expires	Base Value	Increment Value	Retained Inc	Total Value
1	I-72 BAV	2032	0	0		0
Total TIF Valuation :			0	0	0	0

Real	Count	Value
Agricultural	459	3,972,639
Commercial	1,012	63,446,473
Residential	7,007	80,775,610
Total Real Value	8,478	148,194,722
Homestead	1,927	2,048,813
Veteran	120	1,766,934
Other	0	0
Total Exempt	2,174	3,815,747
TIF Increment Value		4,832,029
Net Assessed		139,546,946
Net Assessed Under Protest		
Senior Freeze	285	848,403
Capped Parcels	3,328	13,844,501



Personal	Count	Value
Agricultural	131	167,376
Commercial	847	76,228,904
Mobile Home	88	259,572
Total Personal	1,066	76,655,852
Total Exempt	7	6,619,579
TIF Increment Value		19,431,699
Net Assessed		50,604,574
Net Assessed Under Protest		
Public Service	Count	Value
Total PS Value	46	11,100,316
TIF Increment Value		0
Net Assessed		11,100,316



District Totals	
Total Gross Value	235,950,890
Homestead Loss	2,048,813
Other Exemption Loss	8,386,513
TIF Increment Value	24,263,728
Retained TIF Value	
Net Assessed Value	201,251,836
Net Assessed Under Protest	

TIF Project Summary						
Code	Description	Expires	Base Value	Increment Value	Retained Inc	Total Value
2	I-72 Tif	2099	0	24,263,728		24,263,728
Total TIF Valuation :			0	24,263,728	0	24,263,728

* Public Service Protests Values are not included on this report.

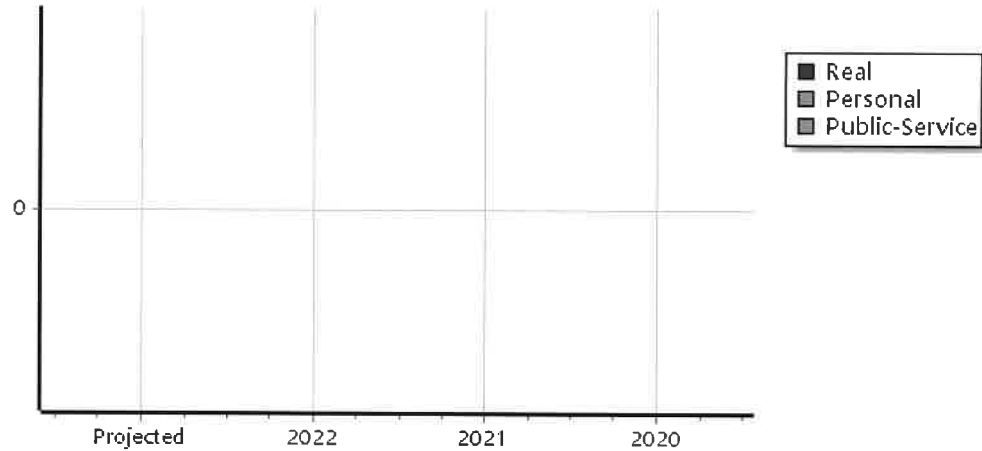
Real	Count	Value
Agricultural	0	0
Commercial	0	0
Residential	0	0
Total Real Value	0	0
Homestead	0	0
Veteran	0	0
Other	0	0
Total Exempt	0	0
TIF Base/Retained Value		0
Net Assessed		0
Net Assessed Under Protest		
Senior Freeze	0	0
Capped Parcels	0	0

Personal	Count	Value
Agricultural	0	0
Commercial	0	0
Mobile Home	0	0
Total Personal	0	0
Total Exempt	0	0
TIF Base/Retained Value		0
Net Assessed		0
Net Assessed Under Protest		

Public Service	Count	Value
Total PS Value	0	0
TIF Base/Retained Value		0
Net Assessed		0

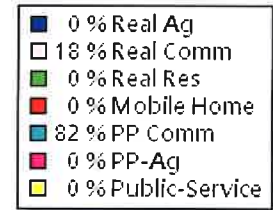
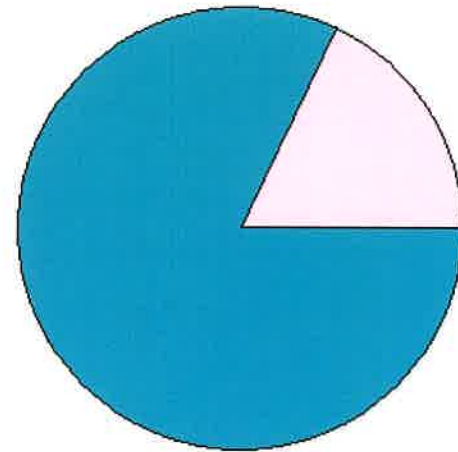
District Totals	
Total Gross Value	0
Homestead Loss	0
Other Exemption Loss	0
TIF Base Value	0
Base Retained Value	
Net Assessed Value	0
Net Assessed Under Protest	

* Public Service Protests Values are not included on this report.

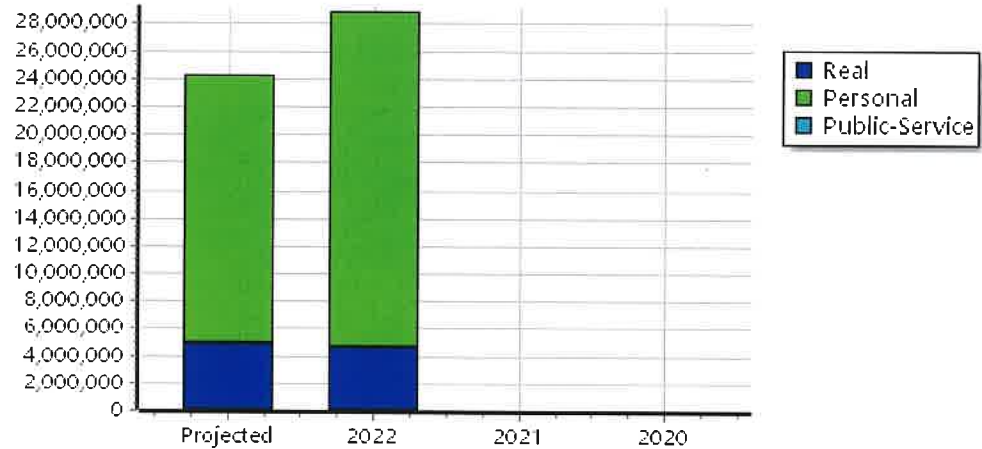


TIF Project Summary						
Code	Description	Expires	Base Value	Increment Value	Retained Inc	Total Value
1	I-72 BAV	2032	0	0		0
Total TIF Valuation :			0	0	0	0

Real	Count	Value
Agricultural	0	0
Commercial	3	4,832,029
Residential	0	0
Total Real Value	3	4,832,029
Homestead	0	0
Veteran	0	0
Other	0	0
Total Exempt	0	0
TIF Base/Retained Value		0
Net Assessed		4,832,029
Net Assessed Under Protest		
Senior Freeze	0	0
Capped Parcels	2	102,066



Personal	Count	Value
Agricultural	0	0
Commercial	7	22,049,637
Mobile Home	0	0
Total Personal	7	22,049,637
Total Exempt	2	2,617,938
TIF Base/Retained Value		0
Net Assessed		19,431,699
Net Assessed Under Protest		
Public Service	Count	Value
Total PS Value	0	0
TIF Base/Retained Value		0
Net Assessed		0



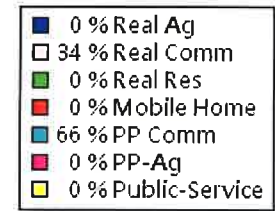
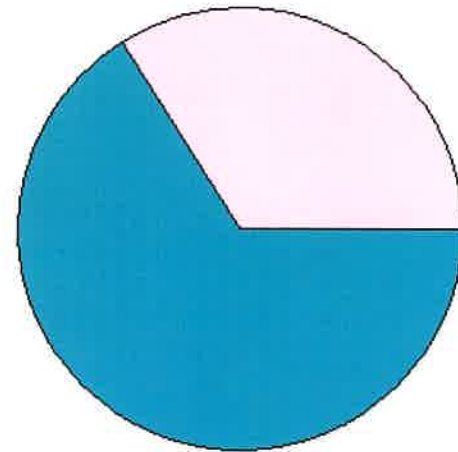
District Totals

Total Gross Value	26,881,666
Homestead Loss	0
Other Exemption Loss	2,617,938
TIF Base Value	0
Base Retained Value	
Net Assessed Value	24,263,728
Net Assessed Under Protest	

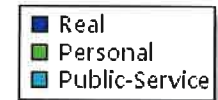
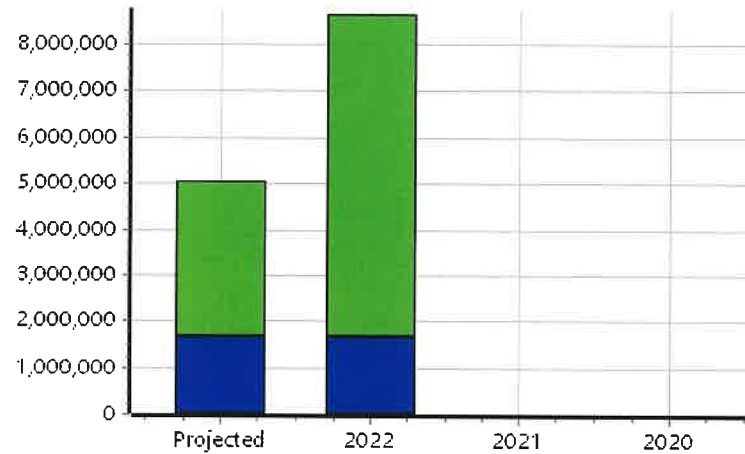
* Public Service Protests Values are not included on this report.

TIF Project Summary						
Code	Description	Expires	Base Value	Increment Value	Retained Inc	Total Value
2	I-72 Tif	2099	0	24,263,728		24,263,728
Total TIF Valuation :			0	24,263,728	0	24,263,728

Real	Count	Value
Agricultural	0	0
Commercial	1	1,670,834
Residential	0	0
Total Real Value	1	1,670,834
Homestead	0	0
Veteran	0	0
Other	0	0
Total Exempt	0	0
TIF Base/Retained Value		0
Net Assessed		1,670,834
Net Assessed Under Protest		
Senior Freeze	0	0
Capped Parcels	0	0



Personal	Count	Value
Agricultural	0	0
Commercial	2	3,374,024
Mobile Home	0	0
Total Personal	2	3,374,024
Total Exempt	0	0
TIF Base/Retained Value		0
Net Assessed		3,374,024
Net Assessed Under Protest		




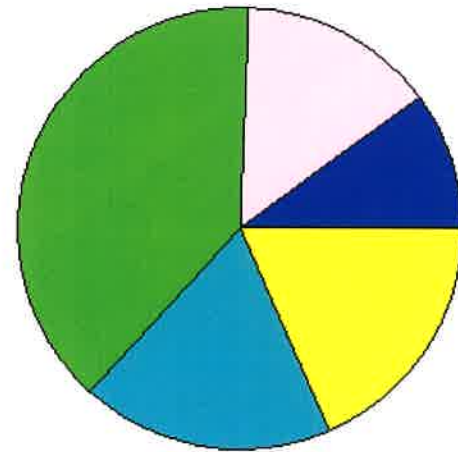
Public Service	Count	Value
Total PS Value	0	0
TIF Base/Retained Value		0
Net Assessed		0

District Totals	
Total Gross Value	5,044,858
Homestead Loss	0
Other Exemption Loss	0
TIF Base Value	0
Base Retained Value	0
Net Assessed Value	5,044,858

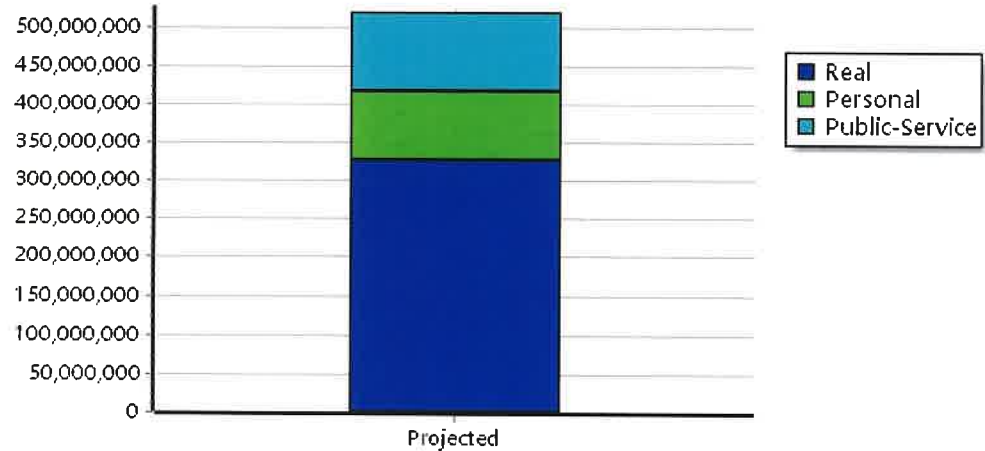
Net Assessed Under Protest
 * Public Service Protests Values are not included on this report.

TIF Project Summary						
Code	Description	Expires	Base Value	Increment Value	Retained Inc	Total Value
3	I-48 Dur Tif	2032	0	5,044,858	0	5,044,858
Total TIF Valuation :			0	5,044,858	0	5,044,858

Real	Count	Value
Agricultural	8,008	57,821,950
Commercial	1,589	80,135,842
Residential	20,890	200,681,510
Total Real Value	30,487	338,639,302
Homestead	6,745	7,115,681
Veteran	413	5,989,047
Other	0	0
Total Exempt	7,558	13,104,728
TIF Increment Value		6,502,863
Net Assessed		319,031,711
Net Assessed Under Protest		
Senior Freeze	899	4,068,654
Capped Parcels	17,009	61,920,010



Personal	Count	Value
Agricultural	1,588	3,156,966
Commercial	1,425	91,877,388
Mobile Home	645	2,912,977
Total Personal	3,658	97,947,331
Total Exempt	21	7,592,670
TIF Increment Value		22,805,723
Net Assessed		67,548,938
Net Assessed Under Protest		
Public Service	Count	Value
Total PS Value	273	102,076,492
TIF Increment Value		0
Net Assessed		102,076,492



District Totals	
Total Gross Value	538,663,125
Homestead Loss	7,115,681
Other Exemption Loss	13,581,717
TIF Increment Value	29,308,586
Retained TIF Value	0
Net Assessed Value	488,657,141

TIF Project Summary						
Code	Description	Expires	Base Value	Increment Value	Retained Inc	Total Value
2	I-72 Tif	2099	0	24,263,728		24,263,728
1	I-72 BAV	2032	0	0		0
3	I-48 Dur Tif	2032	0	5,044,858	0	5,044,858
Total TIF Valuation :			0	29,308,586	0	29,308,586

Net Assessed Under Protest
 * Public Service Protests Values are not included on this report.